

**MONTHLY REPORT OF DISBURSEMENTS**  
For the Month of December 1-31, 2021 -

Department: DEPARTMENT OF TRADE AND INDUSTRY (DTI)  
 Agency: TECHNICAL EDUCATION AND SKILLS DEVELOPMENT AUTHORITY (TESDA)  
 Operating Unit: CENTRAL OFFICE  
 Organization Code: 22-009-0100000  
 Funding Source: 01 - Regular Agency Fund

PARTICULARS	CURRENT YEAR BUDGET				PRIOR YEAR'S BUDGET				SUB-TOTAL	GRAND TOTAL				
	PS	MOOE	CO	TOTAL	PRIOR YEAR'S ACCOUNTS PAYABLE			TOTAL		PS	MOOE	CO	TOTAL	
					PS	MOOE	CO							Sub-Total
Notice of Cash Allocation														
MDS Checks Issued	16,101,984.55	49,617,754.97	45,248,007.92	110,967,747.44	-		141,336,410.22	141,336,410.22	141,336,410.22	252,304,157.66	16,101,984.55	49,617,754.97	186,584,418.14	252,304,157.66
LDDAP-ADA	16,877,314.71	108,165,515.10	319,063.93	125,361,893.74	-	35,640.00	-	35,640.00	125,397,533.74	125,397,533.74	16,877,314.71	108,201,155.10	319,063.93	125,397,533.74
Tax Remittance Advice	1,906,946.49	1,068,189.67	3,129.04	2,978,265.20		3,290,380.72	3,129.04	3,293,509.76	3,293,509.76	6,271,774.96	1,906,946.49	4,358,570.39	6,258.08	6,271,774.96
<b>Total</b>	<b>34,886,245.75</b>	<b>158,851,459.74</b>	<b>45,570,200.89</b>	<b>239,307,906.38</b>	<b>-</b>	<b>3,326,020.72</b>	<b>141,339,539.26</b>	<b>144,629,919.98</b>	<b>144,665,559.98</b>	<b>383,973,466.36</b>	<b>34,886,245.75</b>	<b>162,177,480.46</b>	<b>186,909,740.15</b>	<b>383,973,466.36</b>


SUMMARY:

	Prev. Report	This Month	As of Date
Total Disbursements Authorities Received	<b>9,488,886,085.63</b>	<b>622,237,967.96</b>	<b>10,111,124,053.59</b>
Notice of Cash Allocation (NCA)	9,432,936,851.40	615,966,193.00	10,048,903,044.40
Tax Remittance Advice (TRA)	55,949,234.23	6,271,774.96	62,221,009.19
Less: Notice of Transfer Allocation (NTA) Issued	8,260,105,852.83	265,831,468.69	8,525,937,321.52
Total Disbursements Authorities Available	<b>1,228,780,232.80</b>	<b>356,406,499.27</b>	<b>1,585,186,732.07</b>
Less:			
Lapsed NCA	4,892.61	-	4,892.61
Disbursements	1,201,135,835.75	383,973,466.36	1,585,109,302.11
Total	<b>1,201,140,728.36</b>	<b>383,973,466.36</b>	<b>1,585,114,194.72</b>
Balance of Disbursements Authorities as of to Date	<b>27,639,504.44</b>	<b>(27,566,967.09)</b>	<b>72,537.35</b>


Total Disbursements Program  
 Less: Actual Disbursements  
 (Over)/Under Spending


Prev. Report	This Month	As of Date
1,228,780,232.80	356,406,499.27	1,585,186,732.07
1,201,135,835.75	383,973,466.36	1,585,109,302.11
<b>27,644,397.05</b>	<b>(27,566,967.09)</b>	<b>77,429.96</b>

Certified Correct:

  
**GABRIEL M. SAUGON**  
 SAC, Accounting Division-FMS  
 Date: \_\_\_\_\_

Approved by:

  
**MA. MAGDALENA P. BUTAD**  
 Director IV-FMS-DEP  
 Date: \_\_\_\_\_

**OFFICE OF THE AUDITOR**  
**TESDA**  
 RECEIVED BY:   
 DATE: 1-19-22  
 10 57

MONTHLY REPORT OF DISBURSEMENTS  
For the month of December 2021


Department: Department of Trade and Industry (DTI)  
Agency: Technical Education and Skills Development Authority  
Operating Unit: Central Office  
Organization Code: 22 009 0100000  
Fund Cluster: 01 Regular Agency Fund

Particulars	Current Year Budget					Prior Year's Budget					Current Year's Accounts					SUB-TOTAL	Trust Liabilities				Grand Total					Remarks		
	PS	MOOE	FinEx	CO	TOTAL	PS	MOOE	FinEx	CO	Sub-Total	PS	MO	FinEx	CO	Su		TOTAL	PS	MOOE	CO	TOTAL	PS	MOOE	FinEx	CO		TOTAL	
	1	2	3	4	5	6=(2+3+4+5)	7	8	9	10	11=(7+8+9+10)	12	13	14	15		16=(12)	17=(11+16)	18=(6+17)	19	20	21	22=(19+2)	23	24		25	26
CASH DISBURSEMENTS	32,979,299.26	157,783,270.07	-	45,567,071.85	236,329,641.18	-	35,640.00	-	141,336,410.22	141,372,050.22	-	-	-	-	-	-	141,372,050.22	377,701,691.40	-	-	-	-	32,979,299.26	157,818,910.07	-	186,903,482.07	377,701,691.40	
Notice of Cash Allocation (NCA)	32,979,299.26	157,783,270.07	-	45,567,071.85	236,329,641.18	-	35,640.00	-	141,336,410.22	141,372,050.22	-	-	-	-	-	-	141,372,050.22	377,701,691.40	-	-	-	-	32,979,299.26	157,818,910.07	-	186,903,482.07	377,701,691.40	
MDS Checks issued	16,101,984.55	49,617,754.97	-	45,248,007.92	110,967,747.44	-	-	-	141,336,410.22	141,336,410.22	-	-	-	-	-	-	141,336,410.22	252,304,157.66	-	-	-	-	16,101,984.55	49,617,754.97	-	186,584,418.14	252,304,157.66	
Advice to Debit Account	16,877,314.71	108,165,515.10	-	319,063.93	125,361,893.74	-	35,640.00	-	-	35,640.00	-	-	-	-	-	-	35,640.00	125,397,533.74	-	-	-	-	16,877,314.71	108,201,155.10	-	319,063.93	125,397,533.74	
TOTAL CASH DISBURSEMENTS	32,979,299.26	157,783,270.07	-	45,567,071.85	236,329,641.18	-	35,640.00	-	141,336,410.22	141,372,050.22	-	-	-	-	-	-	141,372,050.22	377,701,691.40	-	-	-	-	32,979,299.26	157,818,910.07	-	186,903,482.07	377,701,691.40	
NON-CASH DISBURSEMENTS	1,906,948.49	1,068,189.67	-	3,129.04	2,978,267.20	-	3,290,380.72	-	3,129.04	3,293,509.76	-	-	-	-	-	-	3,293,509.76	6,271,776.96	-	-	-	-	1,906,948.49	4,358,570.39	-	6,258.08	6,271,776.96	
Tax Remittance Advices Issued (TRA)	1,906,948.49	1,068,189.67	-	3,129.04	2,978,267.20	-	3,290,380.72	-	3,129.04	3,293,509.76	-	-	-	-	-	-	3,293,509.76	6,271,776.96	-	-	-	-	1,906,948.49	4,358,570.39	-	6,258.08	6,271,776.96	
TOTAL NON-CASH DISBURSEMENTS	1,906,948.49	1,068,189.67	-	3,129.04	2,978,267.20	-	3,290,380.72	-	-	3,290,380.72	-	-	-	-	-	-	3,290,380.72	6,268,647.92	-	-	-	-	1,906,948.49	4,358,570.39	-	3,129.04	6,268,647.92	
GRAND TOTAL	34,886,247.75	158,851,459.74	-	45,570,200.89	239,307,908.38	-	3,326,020.72	-	141,339,539.26	144,665,559.98	-	-	-	-	-	-	144,665,559.98	383,973,468.36	-	-	-	-	34,886,247.75	162,177,480.46	-	186,909,740.15	383,973,468.36	


Particulars	Previous Report (2)	This Month (3)	As at Date (4)
Total Disbursement Authorities Received (1)	9,488,886,085.63	622,237,969.96	10,111,124,055.59
NCA	9,432,936,851.40	615,968,193.00	10,048,903,044.40
NTA	-	-	-
Working Fund	-	-	-
TRA	55,949,234.23	6,271,776.96	62,221,011.19
CDC	-	-	-
NCAA	-	-	-
Less: Notice of Transfer of Allocations (NTA)* issued	8,280,105,852.83	265,831,488.69	8,525,937,321.52
Total Disbursement Authorities Available	1,228,780,232.80	356,406,501.27	1,585,186,734.07
Less:	-	-	-
Lapsed NCA Disbursements	4,892.61	-	4,892.61
Less: Other Non-Cash Disbursements	1,201,135,835.75	383,973,468.36	1,585,109,304.11
Disbursements effected through outright deductions from claims	-	-	-
Overpayment of expenses (e.g. personnel benefits)	-	-	-
Restitution for loss of government property	-	-	-
Liquidated damages and similar claims	-	-	-
Others (e.g. TEF, ETr, Docs Stamp, etc.)	-	-	-
Add/less: Adjustments (e.g. cancelled/staled checks)	27,639,504.44	27,566,967.09	72,537.35
Balance of Disbursement Authorities as at date	1,228,780,232.80	356,406,501.27	1,585,186,734.07
Total Disbursements Program	1,201,135,835.75	383,973,468.36	1,585,109,304.11
Less: *Actual Disbursements (Over)/Under spending	27,644,397.05	27,566,967.09	77,429.96


Notes: \* The use of NTA is discouraged  
Notes: \*\* Amounts should tally with the grand total disbursement

Certified Correct:

  
GARRIEL M. SAUGON  
Date

Approved By:

  
DIR. MA. MAGDALENA P. BUTAD  
Date

OFFICE OF THE AUDITOR  
TESDA  
RECEIVED BY:   
DATE: 1/19/22  
TIME: 10:34